


Govt. of India
The Mahatma Gandhi National Rural Employment Guarantee Act

Financial Performance Under MGNREGA during the Financial Year 2014-2015

State:BIHAR		District:SARAN																			(Rs. in Lakhs)				
S.No	Block	Opening Balance(OB)		Release of current year	Authorisation of EFMS	Misc Receipt	Money Refunded by PO to DPC	Total Availability	Cumulative Expenditure										Balance	Payment due*					
		CB as OB	Entered OB						Actual Expenditure					Adm.Exp						On Unskilled Wage	On Semi-skilled and Skilled Wage	On Material	Tax	Total	
									On Unskilled Wage	On Semi-skilled and Skilled Wage	On Material	Tax	Rec Exp	Non-Rec Exp	Total Adm. Exp	Total	On Unskilled Wage	On Semi-skilled and Skilled Wage							On Material
1	2	3	4	5	6	7	8	9=4+5+6+7-8	10	11	12	13	14	15	16=14+15	17=10+11+12+13+16	18=9-17	19	20	21	22	23=19+20+21+22			
1	अमनौर	20.78	20.78	134	0	0	0	154.78	95.89	0.67	48.66	0	0	0	0	145.23	9.55	94.09	0	12.26	0	106.35			
2	बनियापुर	13.76	13.96	199	0	0	0	212.96	126.21	0	86.87	0	8.31	0	8.31	221.39	-8.43	154.91	0	0.88	0	155.79			
3	छपरा	47.53	47.56	103	0	0	0	150.56	54.28	1.22	35.92	0.3	0	0	0	91.72	58.84	55.42	0.15	0	0	55.57			
4	दरीयापुर	39.88	39.88	199	0	0	0	238.88	134.62	3.69	62.57	0.96	0	0	0	201.84	37.04	78.62	0	0	0	78.62			
5	दीघवारा	49.34	49.34	54	0	0	0	103.34	42.89	1.78	16.32	0.02	0	0	0	61	42.34	46.14	0.15	0	0	46.29			
6	डुक्मा	28.52	28.52	94	0	0	0	122.52	39.3	0.12	34.13	0	4.41	0	4.41	77.96	44.56	111.7	0	9.5	0	121.2			
7	गरखा	1.1	1.1	146	0	31	0	178.1	84.06	0.69	34.38	0	4.93	0	4.93	124.06	54.04	39.2	0	0.09	0	39.29			
8	इसआपर	16.67	16.63	123	0	0	0	139.63	63.03	0.2	42.46	0	0	0	0	105.69	33.94	95.26	0	0	0	95.26			
9	जलालपुर	10.63	10.84	100	0	0	0	110.84	59.52	2.59	31.36	0.13	0	0	0	93.6	17.24	88.27	0.04	0	0	88.31			
10	लहलादपुर	10	10	46	0	0	0	56	11.14	0	9.93	0	0	0	0	21.07	34.92	24.25	0	0	0	24.25			
11	माकेर	1.56	1.56	89	0	0	0	90.56	43.83	0	35.75	0	0	0	0	79.59	10.97	31.75	0	0	0	31.75			
12	माझी	-8.07	-8.07	226	0	10	0	227.93	111.01	0.28	67	0.31	0	0	0	178.6	49.32	86.01	0.15	3.26	0.25	89.67			
13	मरहआ	21.15	14.12	238	0	0	0	252.12	52.05	0.88	172.15	2.62	0	0	0	227.71	24.41	177.61	0.25	33.62	0	211.48			
14	मशरख	6.27	6.27	161	0	0	0	167.27	39.87	2.5	85.56	0.48	0	0	0	128.42	38.85	66.02	0	3.62	0	69.64			
15	नया	-3.57	-3.57	66	0	0	0	62.43	19.5	0.58	17.55	0	0	0	0	37.63	24.8	22.21	0	0.07	0	22.28			
16	पनापुर	4.28	4.28	101	0	0	0	105.28	32.62	0	61.09	0.98	0	0	0	94.69	10.59	40.44	0.01	0.02	0	40.47			
17	परसा	10.66	10.66	133	0	0	0	143.66	55.19	0.19	48.4	0.22	0	0	0	104.01	39.65	66.52	0	0	0	66.52			
18	रेवलगज	16.25	16.25	56	0	0	0	72.25	47.17	0	16.33	0	5.83	0	5.83	69.33	2.92	18.7	0	0.15	0	18.85			
19	सोनपुर	34.03	34.03	186	0	0	0	220.03	104.39	3.15	47.02	1.53	0	0	0	156.09	63.94	73.34	0.07	12.44	1.46	87.31			
20	तरीया	8.1	8.1	75	0	0	0	83.1	28.67	0.53	32.85	0.05	0	0	0	62.1	21.01	51.83	0	18.46	0	70.29			
	Total	328.86	322.23	2529	0	41	0	2892.23	1245.25	19.08	986.31	7.61	23.48	0	23.48	2281.73	610.5	1422.31	0.83	94.36	1.71	1519.21			
Deptt.		0	0	0	0	0	0	0	0	0	0	0	0	0	0	0	0	0	0	0	0	0			
DPC *		0	306.61		0	0	0	306.61					0	0	0	0	306.61					0			
transit								131.29																	
Grand		328.86	628.83	2529	0	41	0	3330.13	1245.25	19.08	986.31	7.61	23.48	0	23.48	2281.73	1048.4	1422.31	0.83	94.36	1.71	1519			


 राजीव वर्मा
 उप विकास आयुक्त
 सारण, छपरा


R8.3.1 Account Information Frozen on MGNREGA Soft

Total Workers Active Workers

State : BIHAR District : SARAN

S.No	Blocks	no. of JobCards Issued	no. of persons in JobCard	No. of NREGA worker with Account Information											
				Total				Frozen				Unfrozen			
				Bank		Post Office	Total	Bank		Post Office	Total	Bank		Post Office	Total
				Commercial and RRB's	Cooperative and others			Commercial and RRB's	Cooperative and others			Commercial and RRB's	Cooperative and others		
1	2	3	4	5	6	7	8	9	10	11	12	13	14	15	16
1	AMNOUR	15251	16994	3506	0	4570	8076	3469	0	4570	8039	37	0	0	37
2	BANIAPUR	38666	43758	1418	0	10533	11951	1138	0	10016	11154	280	0	517	797
3	CHAPRA	26167	28693	3091	0	4350	7441	2927	0	4302	7229	164	0	48	212
4	DARIAPUR	40191	41507	3606	2	6969	10577	3208	0	6821	10029	398	2	148	548
5	DIGHWARA	14252	16352	1414	0	2076	3490	1334	0	2071	3405	80	0	5	85
6	EKMA	26703	28152	1949	0	6370	8319	1773	0	5565	7338	176	0	805	981
7	GARKHA	40120	43770	3190	14	7623	10827	2929	0	6903	9832	261	14	720	995
8	ISUAPUR	15255	16528	1975	60	2949	4984	1963	0	2949	4912	12	60	0	72
9	JALALPUR	22903	24743	2558	0	2924	5482	2278	0	2750	5028	280	0	174	454
10	LAHLADPUR	14755	15451	934	0	2989	3923	698	0	2712	3410	236	0	277	513
11	MAKER	12952	13296	1604	0	2700	4304	1604	0	2668	4272	0	0	32	32
12	MANJHI	31550	35472	3261	28	6215	9504	2902	0	5999	8901	359	28	216	603
13	MARHAURA	52431	54328	3871	49	5254	9174	3644	0	4323	7967	227	49	931	1207
14	MASHRAKH	17484	20322	1761	0	5397	7158	1616	0	5285	6901	145	0	112	257
15	NAGRA	12523	14287	857	37	2319	3213	572	35	2015	2622	285	2	304	591
16	PANAPUR	15171	16024	1253	0	2019	3272	1235	0	2000	3235	18	0	19	37
17	PARSA	18387	19320	2709	0	4239	6948	2643	0	4239	6882	66	0	0	66
18	REVELGANJ	10785	11994	449	1	2083	2533	417	0	1781	2198	32	1	302	335
19	SONEPUR	31843	37984	3999	0	3749	7748	3600	0	2539	6139	399	0	1210	1609
20	TARAIYA	12119	12512	1539	7	3183	4729	1345	0	3102	4447	194	7	81	282
	Total	469508	511487	44944	198	88511	133653	41295	35	82610	123940	3649	163	5901	9713

Excel View


2.15
राजीव वर्मा
उप विकास आयुक्त
सारण, छपरा

State: BIHAR District: SARAN

Employment Generated During The financial Year 2014-2015

1	2	3				4	6	7	9					10	11	12
		a	b	c	d				a	b	c	d	e			
		Cumulative No. of HH issued jobcards (Till the reporting month)							Cumulative No. of HH demanded employment (Till the reporting month)	Cumulative No. of HH provided employment (Till the reporting month)	No. of HH working under NREGA during the reporting month	Cumulative Persondays generate(Till the reporting month)				
SCs	STs	Others	Total	SCs	STs	Others	Total	Women								
1	अमनौर	5531	168	9552	15251	2840	2543	25	23254	606	53070	76930	15154	37	1	3
2	इक्मा	3598	1015	22090	26703	2402	2218	80	12551	6456	56820	75827	24713	81	9	4
3	इसुआपुर	3443	31	11781	15255	2168	1805	26	21915	388	47865	70168	17218	64	4	1
4	गरखा	10969	49	29102	40120	2184	1518	0	10506	45	20831	31382	7646	8	11	1
5	छपरा	7266	5	18896	26167	2204	1757	0	16586	28	32022	48636	10661	44	10	3
6	जलालपुर	6612	546	15745	22903	2255	1576	27	18482	758	47091	66331	15475	76	15	0
7	तरीया	3211	16	8892	12119	1981	1502	0	8082	88	28022	36192	8802	0	24	2
8	दरीयापुर	5363	37	34791	40191	4959	2841	0	31691	137	44855	76683	18305	0	0	1
9	दीघवारा	3146	14	11092	14252	2011	1541	0	15227	85	27448	42760	16020	16	0	1
10	नया	4037	24	8462	12523	1071	655	0	3857	42	12522	16421	4737	7	1	1
11	पनापुर	3116	321	11734	15171	1382	1159	0	10533	1875	19392	31800	3720	1	4	1
12	परसा	4964	65	13358	18387	3015	2238	0	8408	327	35097	43832	13232	0	31	0
13	बनियापुर	11841	697	26128	38666	3662	3450	31	40494	2859	70930	114283	28549	274	323	4
14	मरहूआ	12283	26	40122	52431	3832	3508	0	37526	182	82232	119940	21238	128	3	2
15	मररख	5047	3	12434	17484	2481	1712	0	20808	0	25971	46779	13416	0	16	3
16	माकेर	3749	22	9181	12952	1281	1055	0	6670	0	18825	25495	5720	0	2	2
17	मांझी	6325	567	24658	31550	2996	2426	119	21297	1841	55122	78260	23332	70	0	2
18	रेवतगंज	4353	33	6399	10785	728	593	0	7584	71	15534	23189	8125	7	0	2
19	लहलादपुर	2329	498	11928	14755	1010	477	0	3586	293	11360	15239	5625	1	0	0
20	सोनपुर	4804	39	27000	31843	3112	2499	0	17702	406	56459	74567	31960	10	166	8
Total		111987	4176	353345	469508	47574	37073	308	336759	16487	761468	1114714	293648	824	620	41

Report Completed Excel View

राजीव कुमार
उप विकास आधिक

Works Under MGNREGA During the Financial Year 2014-2015

S No.	Block	Anganwadi				Bharat Nirman Rajeev Gandhi Sewa Kendra				Coastal Areas				Drought Proofing				Fisheries	
		Comp.	In-prog./Suspended Work	Approved not in progress	Proposed not yet approved	Comp.	In-prog./Suspended Work	Approved not in progress	Proposed not yet approved	Comp.	In-prog./Suspended Work	Approved not in progress	Proposed not yet approved	Comp.	In-prog./Suspended Work	Approved not in progress	Proposed not yet approved	Comp.	In-prog./Suspended Work
1	AMNOUR	0	0	0	0	2	2	3	0	0	0	0	0	0	121	4	18	0	0
2	BANIAPUR	0	0	0	0	0	12	2	0	0	0	0	0	0	261	10	7	0	0
3	CHAPRA	0	0	0	0	0	3	0	0	0	0	0	0	0	123	1	1	0	0
4	DARIAPUR	0	0	0	0	0	5	19	0	0	0	0	0	0	135	7	32	0	0
5	DIGHWARA	0	0	0	0	0	3	9	0	0	0	0	0	32	135	0	9	0	0
6	EKMA	0	0	0	0	0	2	4	0	0	0	0	0	0	173	11	21	0	0
7	GARKHA	0	0	0	0	0	6	5	0	0	0	0	0	6	113	3	3	0	0
8	ISUAPUR	0	0	0	0	0	2	3	0	0	0	0	0	0	94	6	8	0	0
9	JALALPUR	0	0	0	0	1	4	0	0	0	0	0	0	0	146	27	2	0	0
10	LAHLADPU	0	0	0	0	0	1	3	0	0	0	0	0	0	112	14	5	0	0
11	MAKER	0	0	0	0	0	2	0	0	0	0	0	0	0	31	2	0	0	0
12	MANJHI	0	0	0	0	0	9	4	0	0	0	0	0	7	60	158	9	5	0
13	MARHAUR	0	0	0	0	0	9	1	0	0	0	0	0	0	223	2	0	0	0
14	MASHRAK	0	0	0	0	0	4	14	0	0	0	0	0	12	104	0	10	0	0
15	NAGRA	0	0	0	0	0	1	1	0	0	0	0	0	6	99	2	1	0	0
16	PANAPUR	0	0	0	0	0	4	8	0	0	0	0	0	6	38	0	3	0	0
17	PARSA	0	0	0	0	0	6	4	0	0	0	0	0	0	17	0	2	0	0
18	REVELGANI	0	0	0	0	0	1	4	0	0	0	0	0	0	27	3	2	0	0
19	SONEPUR	0	0	0	0	0	3	21	0	0	0	0	0	0	124	2	3	0	0
20	TARAIYA	0	0	0	0	0	2	5	0	0	0	0	0	0	81	1	8	0	0
	Total	0	0	0	0	3	81	110	0	0	0	0	0	129	2315	104	140	0	0

2-2-15


राजीव वर्मा
उप विकास आयुक्त
सारण, सारण

Approved not in progress	Proposed not yet approved	Flood Control and Protection				Food Grain				Land Development				Micro Irrigation Works				Other Works
		Comp.	In-prog./Suspended Work	Approved not in progress	Proposed not yet approved	Comp.	In-prog./Suspended Work	Approved not in progress	Proposed not yet approved	Comp.	In-prog./Suspended Work	Approved not in progress	Proposed not yet approved	Comp.	In-prog./Suspended Work	Approved not in progress	Proposed not yet approved	
0	0	0	4	26	5	0	0	0	0	3	39	13	13	5	7	9	15	0
0	0	0	9	19	7	0	0	0	0	10	40	24	10	3	27	35	4	0
0	0	0	1	0	0	0	0	0	0	0	30	5	23	0	40	13	27	0
0	0	0	0	5	1	0	0	0	0	3	30	6	3	0	23	34	6	0
0	0	0	2	4	0	0	0	0	0	0	17	4	3	0	1	0	2	1
0	0	0	7	24	17	0	0	0	0	4	27	6	31	0	24	39	41	0
0	0	0	3	1	4	0	0	0	0	0	38	12	14	0	42	34	37	0
0	0	0	9	15	8	0	0	0	0	5	25	5	5	0	8	6	11	1
0	0	0	10	15	5	0	0	0	0	1	10	7	9	4	32	49	23	0
0	0	0	3	2	4	0	0	0	0	0	11	12	18	0	4	7	10	0
6	3	0	0	3	1	0	0	0	0	0	18	4	0	0	3	6	2	0
0	0	3	13	21	4	0	0	0	0	8	38	8	11	4	18	45	21	0
0	0	0	12	64	1	0	0	0	0	0	47	43	1	0	46	50	0	0
0	0	0	4	1	8	0	0	0	0	4	36	20	12	0	5	5	30	0
0	1	0	3	6	0	0	0	0	0	0	7	17	0	0	16	46	4	0
0	0	0	0	0	0	0	0	0	0	0	21	2	4	0	11	2	3	0
0	0	0	1	6	0	0	0	0	0	3	30	3	0	5	16	35	9	0
0	0	0	12	13	6	0	0	0	0	0	11	23	27	0	17	58	10	0
0	0	0	6	9	1	0	0	0	0	2	55	12	8	0	3	12	2	0
0	0	0	0	2	2	0	0	0	0	1	26	2	8	0	6	7	7	0
6	4	3	97	234	78	0	0	0	0	51	556	228	200	21	349	492	264	3

2.2.15

राजीव वर्मा
उप विकास आयुक्त
सारण, छपरा

			Play Ground				Renovation of traditional water bodies				Rural Connectivity				Rural Drinking Water			
In-prog/Suspended Work	Approved not in progress	Proposed not yet approved	Comp.	In-prog/Suspended Work	Approved not in progress	Proposed not yet approved	Comp.	In-prog/Suspended Work	Approved not in progress	Proposed not yet approved	Comp.	In-prog/Suspended Work	Approved not in progress	Proposed not yet approved	Comp.	In-prog/Suspended Work	Approved not in progress	Proposed not yet approved
14	0	0	0	0	0	0	0	0	24	3	7	65	124	193	0	0	0	0
5	5	0	0	0	0	0	0	0	4	0	11	115	163	39	0	0	0	0
9	4	13	0	0	0	0	0	0	1	3	5	94	31	60	0	0	1	5
3	0	233	0	0	0	0	0	21	1	4	4	148	56	195	0	0	0	0
1	1	14	0	0	0	0	11	8	1	6	2	74	10	104	0	0	1	0
9	1	6	0	0	0	0	0	1	5	24	6	57	34	74	0	0	0	0
3	1	1	0	0	0	0	0	0	0	0	11	88	84	52	0	0	0	0
14	4	5	0	0	0	0	0	1	8	0	2	72	56	27	0	0	0	0
1	4	3	0	0	0	0	0	0	4	0	14	60	64	61	0	0	0	0
0	0	0	0	0	0	0	0	3	1	2	0	43	23	45	0	0	0	0
5	2	3	0	0	0	0	0	0	0	0	1	61	76	30	0	0	0	0
3	4	9	0	0	0	0	1	1	11	3	25	123	66	75	0	0	0	0
31	7	3	0	0	0	0	0	4	42	1	0	137	90	13	0	0	1	1
2	1	7	0	0	0	0	0	1	3	19	9	135	67	89	0	0	0	0
0	2	0	0	0	0	0	0	0	0	0	0	43	86	10	0	0	0	1
3	2	4	0	0	0	0	0	1	1	0	5	63	59	77	0	0	0	0
10	0	5	0	0	0	0	0	0	2	2	4	88	136	15	0	0	0	0
6	7	55	0	0	0	0	0	1	0	0	0	37	97	48	0	0	0	0
7	1	0	0	0	0	0	0	0	3	0	10	93	43	26	0	0	0	0
9	0	21	0	0	0	0	0	0	1	0	2	65	50	151	0	0	0	0
135	46	382	0	0	0	0	12	43	114	76	118	1661	1415	1384	0	0	3	7


 2.2.15
 राजीव वर्मा
 उप विकास आयुक्त
 सारण, छपरा

Rural Sanitation				Water Conservation and Water Harvesting				Works on Individuals Land (Category IV)				Total			
Comp.	In-prog/Suspended Work	Approved not in progress	Proposed not yet approved	Comp.	In-prog/Suspended Work	Approved not in progress	Proposed not yet approved	Comp.	In-prog/Suspended Work	Approved not in progress	Proposed not yet approved	Comp.	In-prog/Suspended Work	Approved not in progress	Proposed not yet approved
393	1814	548	7	0	8	31	143	0	5	1	1	410	2079	783	398
517	1288	416	14	0	5	3	3	0	5	3	0	541	1767	684	84
328	1514	709	42	0	4	3	4	0	5	0	0	333	1824	770	180
225	2213	689	13	1	29	10	205	0	3	0	0	233	2610	827	692
128	1471	582	14	0	4	1	84	0	0	0	0	174	1714	611	240
164	1037	873	14	0	11	8	31	0	2	0	0	174	1350	1005	259
168	1422	269	16	1	9	14	16	0	1	3	0	186	1725	426	143
141	1016	396	14	0	10	16	9	0	0	0	0	149	1251	515	87
198	1581	713	32	0	7	12	4	0	0	1	2	218	1851	896	141
30	598	604	0	0	5	25	6	0	0	0	0	30	780	691	90
335	1045	215	21	0	0	0	34	0	0	0	0	343	1165	314	94
251	1263	575	21	4	7	14	53	0	4	1	0	356	1637	759	203
133	2283	449	13	0	10	14	4	0	6	9	0	133	2808	771	36
195	822	1275	11	1	1	3	15	0	0	0	0	221	1114	1389	202
67	765	460	17	0	0	32	0	0	0	0	0	73	934	652	33
147	516	548	7	0	15	16	41	0	0	0	0	158	672	638	139
127	2206	406	27	0	4	52	71	0	2	0	0	139	2380	644	138
112	477	470	8	0	1	13	4	0	0	0	0	112	590	688	160
236	1673	678	51	0	0	8	0	0	7	1	0	255	1971	790	91
201	957	395	23	0	4	10	33	0	2	1	0	205	1152	474	253
4096	25961	11270	365	7	134	285	760	0	42	20	3	4443	31374	14327	3663

2-2-15

राजीव वर्मा
 मा. वि. आयुक्त
 रा. रा.